

**PREPARING
ALL LEARNERS
FOR THEIR
FUTURES**



World's Best Workforce Annual Report

Willmar Public Schools

December 13, 2021

What is the World's Best Workforce?



- 2013 – Bill was passed in MN
- Purpose: Guarantee every district is making strides to increase student performance
- Actions:
 - Ensure equitable access to effective teachers
 - Districts must develop plans to address the following goals:

All Children Ready for School

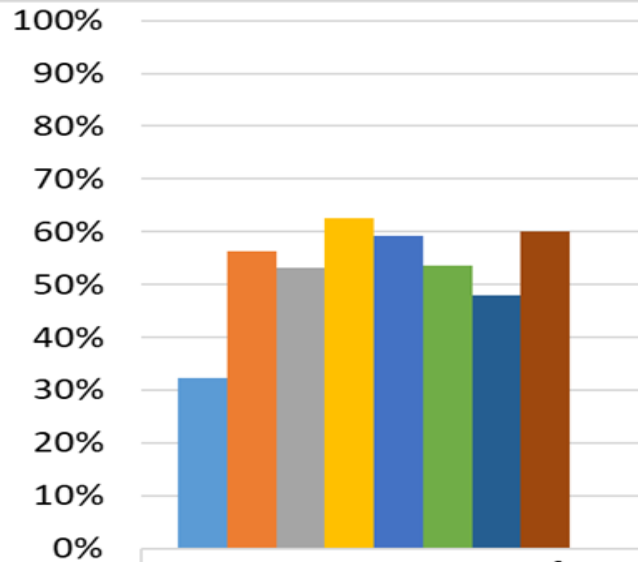
All 3rd Graders can Read at Grade Level

All Achievement Gaps Closed

All Students College and Career Ready

All Students Graduate

Equitable Access to Excellent Teachers



2020 Percentage of Students Qualifying for Free/ Reduced Priced Meals

State	32.2%
District	56.3%
Kennedy	53.1%
Lakeland	62.6%
Roosevelt	59.3%
Middle School	53.5%
High School	48.0%
ALC	60.0%
Prairie Lakes	0.0%

The Big Picture: Multiple Systems

All schools working well for all students.

World's Best Workforce (WBWF) Goals

- All students ready for kindergarten.
- All students reading well by third grade.
- Close achievement gaps.
- All students career and college ready.
- All students graduate.



World's Best Workforce Goals

All Children Ready for School



2020-21

GOAL

The percentage of all students enrolled in Pre-K programs at Willmar Public Schools who meet expectations in the area of literacy on the TS Gold Assessment will increase from 47.8% in the fall of 2020 to 50% in the spring of 2021.

ACTION STEPS

- Prioritizing Standards
- Alignment of Standards, TS Gold Strategies and Classroom Engagement Model
- Community Engagement Specialist and Cultural Liaisons

RESULTS

- The percentage of all students who met expectations increased to 80.2%. It increased 32.4%.


All children ready for school



Selection

Widely Held Expectations	47	46.1%
Below Expectations	55	53.9%
Total	102	100.0%

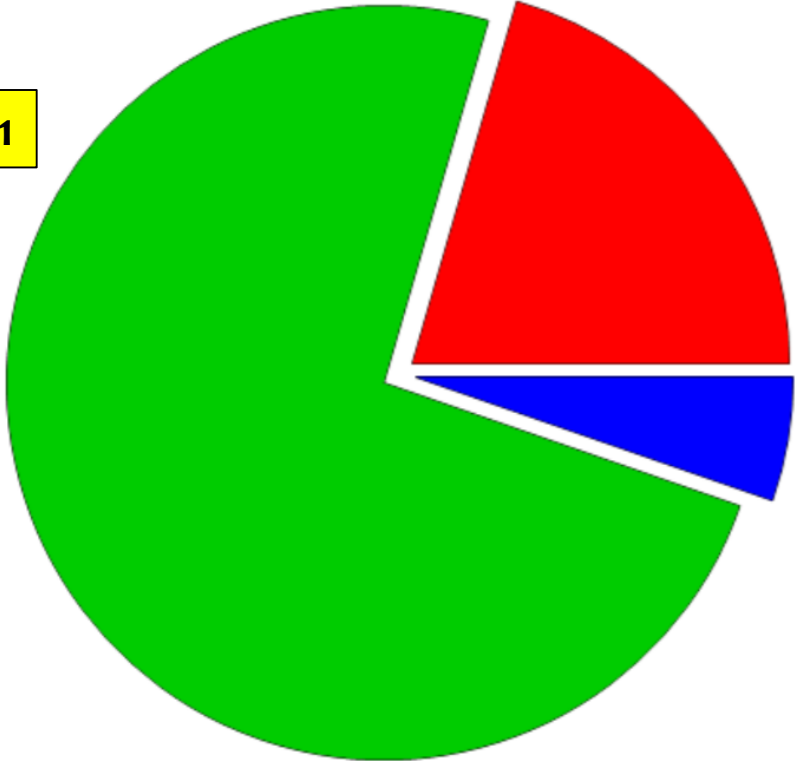
FALL 2020



Selection

Above Expectations	8	5.3%
Widely Held Expectations	112	74.2%
Below Expectations	31	20.5%
Total	151	100.0%

SPRING 2021





2021-22

Goal

All Children Ready for School

The percentage of all **students enrolled in Pre-K programs** at Willmar Public Schools who meet expectations in the area of **literacy** on the TS Gold Assessment will **increase from 42.3% in the fall of 2021 to 51% in the spring of 2022.**

All 3rd Graders Read at Grade Level



2020-21

GOAL

- The percentage of all students enrolled October 1 in grade 3 at Willmar Public Schools who are proficient on all reading state accountability tests (MCA and MTAS) will increase from 38.9% in 2019 to 43% in 2021.

ACTION STEPS

- Balanced Literacy – Whole Group, Guided Practice, Independent Practice
- Read Well by 3rd Grade Plan – Core instruction, interventions

RESULTS

- The percentage of all students who are proficient was 31.0%. It decreased by 7.8%



2021-22
Goal

All 3rd Graders Read at Grade Level

The percentage of all students enrolled October 1 in **grade 3** at Willmar Public Schools who are proficient on all **reading** state accountability tests (MCA and MTAS) will **increase from 31.0% in 2021 to 40.0% in 2023.**

All Achievement Gaps Closed



2020-21

GOAL

- The percentage of all students in the Black/African American and the Hispanic/Latino Student groups who are at or above the benchmark on the local standardized reading assessments will increase at least 5% from 2019 to 2023.

ACTION STEPS

- Cultural Liaisons – Check and Connect
- Instructional Coaching Support
- Family Engagement

2020-2023
Achievement &
Integration Plan

RESULTS

- Between 2019 to 2020 we transitioned to a different local standardized assessment system to include secondary students.
- Spring 2020 assessments were not conducted due to the pandemic.
- Spring 2021 Results = 18.5% of students in the Black/African and the Hispanic/Latino Student groups at or above the benchmark



2021-22


Goal

All Achievement Gaps Closed

The percentage of all students in the **Black/African American** and the **Hispanic/Latino Student Groups** who are at or above the benchmark on the local standardized **reading** assessments will **increase at least 5%** from **2019 to 2023**.

2021-2023
Achievement &
Integration Plan

All Students College and Career Ready



2020-21

GOAL

- The percentage of all students in grade 8 at Willmar Public Schools who are proficient on all math state accountability tests (MCA and MTAS) will increase from 57.6% in 2019 to 63.1% in 2021.

ACTION STEPS

- Detailed Pacing Guides for all Grade Levels
- WIN (What I Need) Choice Boards
- AVID at ALC, Ramp-Up at Senior High

RESULTS

- The percentage of 8th grade students who were proficient was 37.3%.
- It decreased by 20.3% from the 2019 results.



2021-22

Goal

All Students College and Career Ready

The percentage of all students enrolled October 1 in **grade 8** at Willmar Public Schools who are proficient on all **math** state accountability tests (MCA and MTAS) will **increase from 39.2% in 2021 to 45.2% in 2023.**

All Students Graduate



2019-20

GOAL

- Willmar Senior High will improve graduation rates across all demographic categories by 3% from 2018 to 2021 as measured by the Minnesota Department of Education data.

ACTION STEPS

- MEIERS Teams (Sr. High and ALC)
- Backward Mapping (ALC)

RESULTS

- Class of 2020 Results on next slide

All Students Graduate



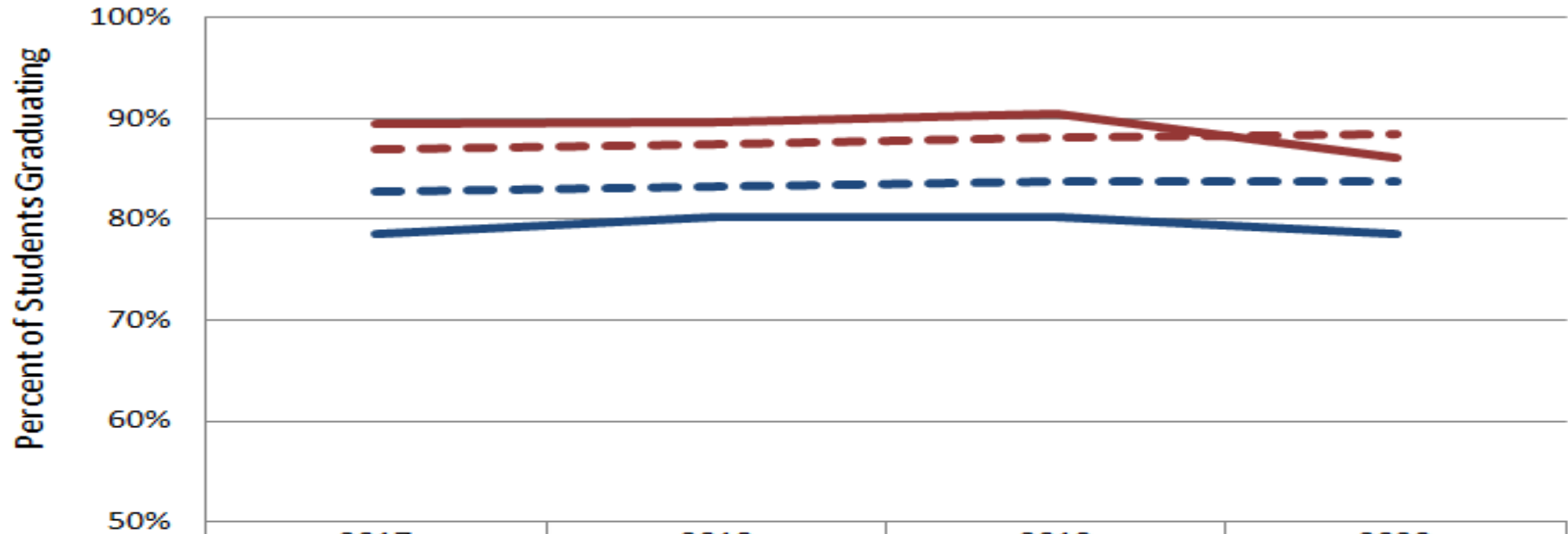
Willmar Senior High Class of 2020 4-Year Rate		
Student Group	2018	2020
ALL	80.1%	78.6%
Black	48.1%	52.20%
Hispanic	72.5%	77.0%
White	94.0%	94.4%
Free/Reduced Priced Lunch	69.2%	67.8%
English Learners	36.2%	36.2%
Special Education	74.4%	68.8%

*Green indicates there was at least a 3% increase

All Students Graduate



Senior High 4 & 7 Year Graduation Rate Trends
ALL Students



	2017	2018	2019	2020
Senior High 4-Year	78.5%	80.1%	80.2%	78.6%
State 4-Year	82.7%	83.2%	83.7%	83.8%
Senior High 7-Year	89.5%	89.6%	90.4%	86.1%
State 7-Year	87.0%	87.5%	88.1%	88.4%



2020-21

Goal

All Students Graduate



Willmar Senior High will **improve graduation rates** across **all demographic categories** by **3%** from **2018 to 2021** as measured by the Minnesota Department of Education data.

Achievement and Integration



2021-2023
Goals

ACHIEVEMENT GOAL

- The percentage of all students in the Black/African American and the Hispanic/Latino student groups who are at or above the benchmark on the local standardized reading assessments will increase at least 5% from 2019 to in 2023.

TEACHER EQUITY GOAL

- Students' access to effective educators trained in culturally responsive leadership at Willmar Public Schools will increase from 0% in 2019 to 100% in 2023.

INTEGRATION GOAL

- Students who attend... will self-report an increase in their level of comfort with students different from them during positive relationships with students different from them for the 2022-23 school year.

Summer 2020 - Due to COVID-19 no integration activities were held.

Minnesota Report Card



MDE Report Card |

MENU
Minnesota Report Card
Language Assistance

My School

Using the Report Card

More About My School

Are students safe and engaged?

What challenging classes are taken?

Who are the students?

Demographics

Preschool Participation

Head Start Participation

Who works here?

How is money spent? (Coming soon)

How Well are Students Doing?

Are students mastering standards?

Are English learners progressing?

How many students graduate?

How many students go to college?

How is Minnesota doing?

Willmar Public School District
PDF Version

For more information about these designations, see the [School and District Accountability](#) page of the MDE website.

The number of students attending school regularly

This is a measure of students who attend school on a regular basis and are not frequently absent. A student is considered consistently attending if they attend more than 90 percent of the time the student is enrolled during the year.

	Statewide	Willmar Public School District
Consistent attendance	85.4%	83.6%
Count	792,174	3,775

At my school, teachers care about students

	Strongly agree	Agree	Disagree	Strongly disagree
Willmar Public School District	33%	53%	10%	4%
Count	306	495	96	38

<https://rc.education.mn.gov/#mySchool/p--3>

World's Best Workforce



All Children Ready for School

All 3rd Graders can Read at Grade Level

All Achievement Gaps Closed

All Students College and Career Ready

All Students Graduate



Carrie Thomas

Director of Teaching and Learning

thomasc@willmar.k12.mn.us

320-231-8477

Karen Douglass

Assistant Director of Teaching and Learning

douglassk@willmar.k12.mn.us

320-231-8541