


Pre-K Lesson Plan for April 6-10, 2020

Day 1 Monday, April 6, 2020


Book: One Duck Stuck - Video link will be sent




Literacy and Language <i>Learning Goal: Engage in conversations, participate in reading activities with enjoyment and purpose, identify and name letters</i>	Math, Science, Art <i>Learning Goal: Increase knowledge of numbers, describe shapes, use scientific inquiry, explore creativity</i>	Large and Small Motor <i>Learning Goal: Strengthen gross motor and fine-motor skills. Increase coordination.</i>	Social and Emotional Learning <i>Learning Goal: Trust and emotional security; Self-Awareness; Building Relationships; follows directions</i>
<ul style="list-style-type: none"><input type="checkbox"/> Listen to your teacher read “One Duck Stuck”  <ul style="list-style-type: none"><input type="checkbox"/> Talk to a family member about the animals that helped duck.<input type="checkbox"/> Duck starts with “D”. Can you find other things that start with the letter “D”	<ul style="list-style-type: none"><input type="checkbox"/> Tell a family member what the weather's like today.<input type="checkbox"/> Count to 15.<input type="checkbox"/> Draw a picture of something you did today.	<ul style="list-style-type: none"><input type="checkbox"/> Play outside or go for a walk - at least 20 minutes, twice a day.<input type="checkbox"/> Have your child write their name.<input type="checkbox"/> Pretend you are an animal. Can you walk like a duck? Swim like a fish? Slither like a snake? Fly like a dragonfly?	<ul style="list-style-type: none"><input type="checkbox"/> Play with your child.<input type="checkbox"/> Read a book together.<input type="checkbox"/> Clean up your toys when you are done playing.





Libro: One Duck Stuck - Encontrado en el canal de YouTube de su maestra

Literacy and Language	Math, Science, Art	Large and Small Motor	Social and Emotional Learning
<ul style="list-style-type: none"> <input type="checkbox"/> Escucha a su maestra leer "One Duck Stuck"  <ul style="list-style-type: none"> <input type="checkbox"/> Hable con un miembro de la familia sobre los animales que ayudaron a agacharse. <input type="checkbox"/> Pato (Duck) comienza con "D". ¿Puedes encontrar otras cosas que comienzan con la letra "D"? 	<ul style="list-style-type: none"> <input type="checkbox"/> Dígale a un miembro de la familia qué tiempo hace hoy. <input type="checkbox"/> Cuenta hasta 15. <input type="checkbox"/> Haz un dibujo de algo que hiciste hoy. 	<ul style="list-style-type: none"> <input type="checkbox"/> Juegue afuera o salga a caminar, al menos 20 minutos, dos veces al día. <input type="checkbox"/> Haga que su hijo escriba su nombre. <input type="checkbox"/> Finge que eres un animal. ¿Puedes caminar como un pato? Nadar como un pez? ¿Deslizarse como una serpiente? ¿Volar como una libélula? 	<ul style="list-style-type: none"> <input type="checkbox"/> Juega con tu hijo. <input type="checkbox"/> Lean un libro juntos. <input type="checkbox"/> Limpia tus juguetes cuando termines de jugar.

Day 2 Tuesday, April 7th, 2020





Book: One Duck Stuck - Video link will be sent

<p>Literacy and Language</p> <p><i>Learning Goal: Engage in conversations, participate in reading activities with enjoyment and purpose, identify and name letters</i></p>	<p>Math, Science, Art</p> <p><i>Learning Goal: Increase knowledge of numbers, describe shapes, use scientific inquiry, explore creativity</i></p>	<p>Large and Small Motor</p> <p><i>Learning Goal: Strengthen gross motor and fine-motor skills. Increase coordination.</i></p>	<p>Social and Emotional Learning</p> <p><i>Learning Goal: Trust and emotional security; Self-Awareness; Building Relationships</i></p>
<ul style="list-style-type: none"> <input type="checkbox"/> Listen to your teacher read “One Duck Stuck”  <ul style="list-style-type: none"> <input type="checkbox"/> If you were stuck in the muck, who would you ask for help? <input type="checkbox"/> Rhyming Song- <i>Video link will be sent</i> 	<ul style="list-style-type: none"> <input type="checkbox"/> Find 5-10 things that are in the shape of a rectangle. <input type="checkbox"/> Order your rectangle objects from smallest to biggest. <input type="checkbox"/> Trace around the rectangle objects you found. 	<ul style="list-style-type: none"> <input type="checkbox"/> Put on your coat and try zipping by yourself. Use your words to ask for help if you need it. <input type="checkbox"/> Play outside or go for a walk - at least 20 minutes, twice a day. <input type="checkbox"/> Have your child write their name and tell you the letters in their name. 	<ul style="list-style-type: none"> <input type="checkbox"/> Play with your child <input type="checkbox"/> Read a book together <input type="checkbox"/> Tell someone, or draw a picture about a time when you needed help.


Día 2 Martes 7 de abril de 2020




Libro: *One Duck Stuck*- Encontrado en el canal de YouTube de tu maestro

Literacy and Language	Math, Science, Art	Large and Small Motor	Social and Emotional Learning
<ul style="list-style-type: none"><input type="checkbox"/> Escucha a tu maestro leer "One Duck Stuck"  <ul style="list-style-type: none"><input type="checkbox"/> Si estuvieras atrapado en el lodo, ¿a quién pedirías ayuda?<input type="checkbox"/> Canción que rima: video encontrado en el canal 	<ul style="list-style-type: none"><input type="checkbox"/> Encuentra 5-10 cosas que tienen la forma de un rectángulo.<input type="checkbox"/> Ordena tus objetos rectangulares de menor a mayor.<input type="checkbox"/> Traza alrededor de los objetos rectangulares que encuentraste.	<ul style="list-style-type: none"><input type="checkbox"/> Ponte el abrigo e intenta cerrar la cremallera tú solo. Use sus palabras para pedir ayuda si la necesita.<input type="checkbox"/> Juegue afuera o salga a caminar, al menos 20 minutos, dos veces al día.<input type="checkbox"/> Haga que su hijo escriba su nombre y le diga las letras de su nombre.	<ul style="list-style-type: none"><input type="checkbox"/> Jugar con su hijo<input type="checkbox"/> Lean un libro juntos<input type="checkbox"/> Cuéntale a alguien o dibuja un momento en que necesitabas ayuda.

Day 3 Wednesday, April 8, 2020





Book: One Duck Stuck - Video link will be sent

<p style="text-align: center;">Literacy and Language</p> <p><i>Learning Goal: Engage in conversations, participate in reading activities with enjoyment and purpose, identify and name letters</i></p>	<p style="text-align: center;">Math, Science, Art</p> <p><i>Learning Goal: Increase knowledge of numbers, describe shapes, use scientific inquiry, explore creativity</i></p>	<p style="text-align: center;">Large and Small Motor</p> <p><i>Learning Goal: Strengthen gross motor and fine-motor skills. Increase coordination.</i></p>	<p style="text-align: center;">Social and Emotional Learning</p> <p><i>Learning Goal: Trust and emotional security; Self-Awareness; Building Relationships; follows directions</i></p>
<ul style="list-style-type: none"> <input type="checkbox"/> Listen to your teacher read “One Duck Stuck”. <li style="text-align: center;"> <input type="checkbox"/> Find a book to look at by yourself. <input type="checkbox"/> Letter Hunt: Find and name letters in your home. 	<ul style="list-style-type: none"> <input type="checkbox"/> Tap your knees and count to 15. <input type="checkbox"/> Build and count video- <i>Found on teacher’s youtube channel</i> <input type="checkbox"/> Duck gets stuck in the muck. Muck is like mud. Go outside and find mud? What does it feel like? 	<ul style="list-style-type: none"> <input type="checkbox"/> Play outside or go for a walk - at least 20 minutes, twice a day <input type="checkbox"/> Have your child write their name and tell you the letters in their name. <input type="checkbox"/> Walk forward from a bedroom to the living room. Now walk backwards from the living room to the bedroom. 	<ul style="list-style-type: none"> <input type="checkbox"/> Play with your child <input type="checkbox"/> Read a book together <input type="checkbox"/> Using your words, ask someone to play with you. Ex: “Can you play ___ with me?”


Día 3 Miércoles 8 de abril de 2020

Libro: *One Duck Stuck* - Encontrado en el canal de YouTube de tu maestro




Literacy and Language	Math, Science, Art	Large and Small Motor	Social and Emotional Learning
<ul style="list-style-type: none"><input type="checkbox"/> Escucha a tu maestro leer "One Duck Stuck". <input type="checkbox"/> Encuentra un libro para ver por ti mismo.<input type="checkbox"/> Búsqueda de letras: busca y nombra letras en tu casa.	<ul style="list-style-type: none"><input type="checkbox"/> Toque sus rodillas y cuente hasta 15.<input type="checkbox"/> Crear y contar video: se encuentra en el canal de YouTube del profesor<input type="checkbox"/> Pato (Duck) se queda atorado en el lodo. El lodo es como el barro. ¿Salir y encontrar barro? ¿Cómo se siente?	<ul style="list-style-type: none"><input type="checkbox"/> Juegue afuera o salga a caminar: al menos 20 minutos, dos veces al día<input type="checkbox"/> Haga que su hijo escriba su nombre y le diga las letras de su nombre.<input type="checkbox"/> Camina hacia adelante desde un dormitorio hasta la sala de estar. Ahora camina hacia atrás desde la sala de estar hasta el dormitorio.	<ul style="list-style-type: none"><input type="checkbox"/> Jugar con su hijo<input type="checkbox"/> Lean un libro juntos<input type="checkbox"/> Usando tus palabras, pídele a alguien que juegue contigo. Ej: "¿Puedes jugar ____ conmigo?"

Day 4 Thursday, April 9, 2020




Book: One Dog Canoe - Video link will be sent

<p style="text-align: center;">Literacy and Language</p> <p><i>Learning Goal: Engage in conversations, participate in reading activities with enjoyment and purpose, identify and name letters</i></p>	<p style="text-align: center;">Math, Science, Art</p> <p><i>Learning Goal: Increase knowledge of numbers, describe shapes, use scientific inquiry, explore creativity</i></p>	<p style="text-align: center;">Large and Small Motor</p> <p><i>Learning Goal: Strengthen gross motor and fine-motor skills. Increase coordination.</i></p>	<p style="text-align: center;">Social and Emotional Learning</p> <p><i>Learning Goal: Trust and emotional security; Self-Awareness; Building Relationships; follows directions</i></p>
<ul style="list-style-type: none"> <input type="checkbox"/> Listen to your teacher read "One-Dog Canoe" <div style="text-align: center; margin: 5px 0;">  </div> <ul style="list-style-type: none"> <input type="checkbox"/> Tell a family member what happens at the end of the story? <input type="checkbox"/> Tell a family member your favorite part of playing at school. 	<ul style="list-style-type: none"> <input type="checkbox"/> Find a container (box, bowl, cup, etc.) and a small object that will fit inside of it. Place the object in, next to, on top, behind and ask your child to tell where the object is. <input type="checkbox"/> Make a card and give it to someone you care about. <input type="checkbox"/> Count as high as you can. 	<ul style="list-style-type: none"> <input type="checkbox"/> Play outside or go for a walk - at least 20 minutes, twice a day. <input type="checkbox"/> Have your child write their name and tell you the letters in their name. <input type="checkbox"/> Using mail, magazines or paper cut out letters and/or pictures. 	<ul style="list-style-type: none"> <input type="checkbox"/> Play with your child <input type="checkbox"/> Read a book together <input type="checkbox"/> How does your face look when you are happy? Smile in a mirror for 10 seconds.

Día 4 Jueves, 9 de abril de 2020

Libro: One Dog Canoe - Encontrado en el canal de YouTube de tu maestro





Literacy and Language	Math, Science, Art	Large and Small Motor	Social and Emotional LearningC
<ul style="list-style-type: none"><input type="checkbox"/> Escucha a tu maestro leer "Canoe de un perro" <input type="checkbox"/> ¿Decirle a un miembro de la familia lo que sucede al final de la historia?<input type="checkbox"/> Dile a un miembro de tu familia tu parte favorita de jugar en la escuela	<ul style="list-style-type: none"><input type="checkbox"/> Busque un recipiente (caja, tazón, taza, etc.) y un objeto pequeño que quepa en su interior. Coloque el objeto adentro, al lado, arriba, detrás y pídale a su hijo que le diga dónde está el objeto.<input type="checkbox"/> Haga una tarjeta y entréguesela a alguien que le importe.<input type="checkbox"/> Cuenta lo más que puedas.	<ul style="list-style-type: none"><input type="checkbox"/> Juegue afuera o salga a caminar, al menos 20 minutos, dos veces al día.<input type="checkbox"/> Haga que su hijo escriba su nombre y le diga las letras de su nombre.<input type="checkbox"/> Usando correo, revistas o papel recorta letras y / o fotos.	<ul style="list-style-type: none"><input type="checkbox"/> Jugar con su hijo<input type="checkbox"/> Lean un libro juntos<input type="checkbox"/> ¿Cómo se ve tu cara cuando eres feliz? Sonríe en un espejo por 10 segundos.

Day 5 Friday, April 10, 2020





Book: One Dog Canoe - Video link will be sent

Literacy and Language <i>Learning Goal: Engage in conversations, participate in reading activities with enjoyment and purpose, identify and name letters</i>	Math, Science, Art <i>Learning Goal: Increase knowledge of numbers, describe shapes, use scientific inquiry, explore creativity</i>	Large and Small Motor <i>Learning Goal: Strengthen gross motor and fine-motor skills. Increase coordination.</i>	Social and Emotional Learning <i>Learning Goal: Trust and emotional security; Self-Awareness; Building Relationships; follows directions</i>
<ul style="list-style-type: none"><input type="checkbox"/> Listen to your teacher read "One-Dog Canoe" <input type="checkbox"/> Draw a picture about your favorite part of the story. Tell your parents about your picture and have them write your words for you.<input type="checkbox"/> Sing the phonics song from last week.	<ul style="list-style-type: none"><input type="checkbox"/> What sinks/floats? - <i>Video link will be sent</i> <input type="checkbox"/> Count how many windows you have and write that number.	<ul style="list-style-type: none"><input type="checkbox"/> Play outside or go for a walk - at least 20 minutes, twice a day<input type="checkbox"/> Play catch with a ball. Use other objects to play catch. (sock, newspaper, ect.)<input type="checkbox"/> Have your child write their name and have them tell you the letters.	<ul style="list-style-type: none"><input type="checkbox"/> Play with your child<input type="checkbox"/> Read a book together<input type="checkbox"/> Help your family with a chore. (Wash dishes, fold laundry, put toys away)

Día 5 Viernes 10 de abril de 2020



Libro: One Dog Canoe - Encontrado en el canal de YouTube de tu maestro

Literacy and Language	Math, Science, Art	Large and Small Motor	Social and Emotional Learning
<ul style="list-style-type: none"><input type="checkbox"/> Escucha a tu maestra leer "Canoe de un perro" <input type="checkbox"/> Haz un dibujo sobre tu parte favorita de la historia. Cuéntales a tus padres sobre tu foto y pídeles que escriban tus palabras por ti.<input type="checkbox"/> Canta la canción fonética de la semana pasada.	<ul style="list-style-type: none"><input type="checkbox"/> ¿Qué se hunde / flota? Video encontrado en el canal de YouTube del profesor <input type="checkbox"/> Cuenta cuántas ventanas tienes y escribe ese número.	<ul style="list-style-type: none"><input type="checkbox"/> Juegue afuera o salga a caminar: al menos 20 minutos, dos veces al día<input type="checkbox"/> Juega a atrapar con una pelota. Usa otros objetos para jugar a atrapar. (calcetín, periódico, etc.)<input type="checkbox"/> Haga que su hijo escriba su nombre y que le digan las letras.	<ul style="list-style-type: none"><input type="checkbox"/> Jugar con su hijo<input type="checkbox"/> Lean un libro juntos<input type="checkbox"/> Ayuda a tu familia con una tarea. (Lave los platos, doble la ropa, guarde los juguetes)