


Pre-K Lesson Plan for April 13-17, 2020

Day 1 Monday, April 13, 2020





Book: Llama Llama Red Pajama - Video link will be sent

<p align="center">Literacy and Language</p> <p><i>Learning Goal: Engage in conversations, participate in reading activities with enjoyment and purpose, identify and name letters</i></p>	<p align="center">Math, Science, Art</p> <p><i>Learning Goal: Increase knowledge of numbers, describe shapes, use scientific inquiry, explore creativity</i></p>	<p align="center">Large and Small Motor</p> <p><i>Learning Goal: Strengthen gross motor and fine-motor skills. Increase coordination.</i></p>	<p align="center">Social and Emotional Learning</p> <p><i>Learning Goal: Trust and emotional security; Self-Awareness; Building Relationships; Follows directions</i></p>
<ul style="list-style-type: none"> <input type="checkbox"/> Listen to your teacher read "Llama Llama Red Pajama"  <input type="checkbox"/> Tell a family member your favorite part of the book. <input type="checkbox"/> Llama begins with "L" Make a list of words that start with "L" - Consider: Drawing & labeling your picture 	<ul style="list-style-type: none"> <input type="checkbox"/> Tell a family member what the weather's like today <input type="checkbox"/> Count out 20 pieces of laundry <input type="checkbox"/> Draw a picture of something red - Consider: labeling your picture with the first letter sound 	<ul style="list-style-type: none"> <input type="checkbox"/> Play outside or go for a walk - at least 20 minutes, twice a day <input type="checkbox"/> Have your child write their name <input type="checkbox"/> Pajama Party! Dance in your pajamas 	<ul style="list-style-type: none"> <input type="checkbox"/> Play with your child <input type="checkbox"/> Read a book together <input type="checkbox"/> Play the game "Follow the Leader"

Day 2 Tuesday, April 14th, 2020



Book: Llama Llama Red Pajama - Video link will be sent

<p style="text-align: center;">Literacy and Language</p> <p><i>Learning Goal: Engage in conversations, participate in reading activities with enjoyment and purpose, identify and name letters</i></p>	<p style="text-align: center;">Math, Science, Art</p> <p><i>Learning Goal: Increase knowledge of numbers, describe shapes, use scientific inquiry, explore creativity</i></p>	<p style="text-align: center;">Large and Small Motor</p> <p><i>Learning Goal: Strengthen gross motor and fine-motor skills. Increase coordination.</i></p>	<p style="text-align: center;">Social and Emotional Learning</p> <p><i>Learning Goal: Trust and emotional security; Self-Awareness; Building Relationships; follows directions</i></p>
<ul style="list-style-type: none"> <input type="checkbox"/> Listen to your teacher read "Llama Llama Red Pajama" <div style="text-align: center; margin: 5px 0;">  </div> <ul style="list-style-type: none"> <input type="checkbox"/> Tell a family member what happens in the beginning, middle, and end of the story 	<ul style="list-style-type: none"> <input type="checkbox"/> Play the Game "What's Missing" - Video link will be sent <div style="text-align: center; margin: 5px 0;">  </div> <ul style="list-style-type: none"> <input type="checkbox"/> Find 5-10 things that are in the shape of a circle <input type="checkbox"/> Practice drawing shapes with a family member 	<ul style="list-style-type: none"> <input type="checkbox"/> Play outside or go for a walk - at least 20 minutes, twice a day <input type="checkbox"/> Have your child write their name <input type="checkbox"/> Practice putting on your own shoes. 	<ul style="list-style-type: none"> <input type="checkbox"/> Play with your child <input type="checkbox"/> Read a book together <input type="checkbox"/> Llama Llama feels scared in our book. Tell someone, or draw a picture about a time when you felt scared

Day 3 Wednesday, April 15, 2020




Book: Llama Llama Red Pajama - Video link will be sent

<p style="text-align: center;">Literacy and Language</p> <p><i>Learning Goal: Engage in conversations, participate in reading activities with enjoyment and purpose, identify and name letters</i></p>	<p style="text-align: center;">Math, Science, Art</p> <p><i>Learning Goal: Increase knowledge of numbers, describe shapes, use scientific inquiry, explore creativity</i></p>	<p style="text-align: center;">Large and Small Motor</p> <p><i>Learning Goal: Strengthen gross motor and fine-motor skills. Increase coordination.</i></p>	<p style="text-align: center;">Social and Emotional Learning</p> <p><i>Learning Goal: Trust and emotional security; Self-Awareness; Building Relationships; follows directions</i></p>
<ul style="list-style-type: none"> <input type="checkbox"/> Listen to your teacher read “Llama Llama Red Pajama” <div style="text-align: center; margin: 5px 0;"> </div> <ul style="list-style-type: none"> <input type="checkbox"/> Listen to the “Rhyming Song” - <i>Video link will be sent</i> <div style="text-align: center; margin: 5px 0;"> </div> <ul style="list-style-type: none"> <input type="checkbox"/> Rhyming Hunt - Find things that rhyme with 1. Bear 2. Box 3. Cat 	<ul style="list-style-type: none"> <input type="checkbox"/> Count as high as you can <input type="checkbox"/> Draw a self portrait - Consider writing your name <input type="checkbox"/> Play hide and seek 	<ul style="list-style-type: none"> <input type="checkbox"/> Play outside or go for a walk - at least 20 minutes, twice a day <input type="checkbox"/> Have your child write their name 	<ul style="list-style-type: none"> <input type="checkbox"/> Play with your child <input type="checkbox"/> Read a book together <input type="checkbox"/> Talk about your bedtime routine

Day 4 Thursday, April 16, 2020

Book: Chicka, Chicka, 123 - Video link will be sent





<p style="text-align: center;">Literacy and Language</p> <p><i>Learning Goal: Engage in conversations, participate in reading activities with enjoyment and purpose, identify and name letters</i></p>	<p style="text-align: center;">Math, Science, Art</p> <p><i>Learning Goal: Increase knowledge of numbers, describe shapes, use scientific inquiry, explore creativity</i></p>	<p style="text-align: center;">Large and Small Motor</p> <p><i>Learning Goal: Strengthen gross motor and fine-motor skills. Increase coordination.</i></p>	<p style="text-align: center;">Social and Emotional Learning</p> <p><i>Learning Goal: Trust and emotional security; Self-Awareness; Building Relationships; follows directions</i></p>
<ul style="list-style-type: none"> <input type="checkbox"/> Listen to your teacher read “Chicka, Chicka, 123 ”  <ul style="list-style-type: none"> <input type="checkbox"/> Tell a family member what numbers you remember from the book <input type="checkbox"/> Circle letters in a newspaper or magazine that you can name 	<ul style="list-style-type: none"> <input type="checkbox"/> Draw a picture of a tree and write numbers that you know on it <input type="checkbox"/> Count backwards from 10 <input type="checkbox"/> Take items from outside, and create a nature collage (sticks, leaves, grass, etc.) 	<ul style="list-style-type: none"> <input type="checkbox"/> Play outside or go for a walk - at least 20 minutes, twice a day <input type="checkbox"/> Have your child write their name <input type="checkbox"/> Crab walk from your bedroom to the living room 	<ul style="list-style-type: none"> <input type="checkbox"/> Play with your child <input type="checkbox"/> Read a book together <input type="checkbox"/> Play a game with a family member, practice taking turns

Day 5 Friday, April 17, 2020

Book: Chicka, Chicka, 123 - Video link will be sent



<p style="text-align: center;">Literacy and Language</p> <p><i>Learning Goal: Engage in conversations, participate in reading activities with enjoyment and purpose, identify and name letters</i></p>	<p style="text-align: center;">Math, Science, Art</p> <p><i>Learning Goal: Increase knowledge of numbers, describe shapes, use scientific inquiry, explore creativity</i></p>	<p style="text-align: center;">Large and Small Motor</p> <p><i>Learning Goal: Strengthen gross motor and fine-motor skills. Increase coordination.</i></p>	<p style="text-align: center;">Social and Emotional Learning</p> <p><i>Learning Goal: Trust and emotional security; Self-Awareness; Building Relationships; follows directions</i></p>
<ul style="list-style-type: none"> <input type="checkbox"/> Listen to your teacher read “Chicka, Chicka, 123”  <ul style="list-style-type: none"> <input type="checkbox"/> Make letters with objects around your house or outside 	<ul style="list-style-type: none"> <input type="checkbox"/> Let’s do a tree bark rubbing - <i>Video link will be sent</i>  <ul style="list-style-type: none"> <input type="checkbox"/> Draw a picture of a tree, and label the parts of a tree (trunk, branch, roots, leaves) 	<ul style="list-style-type: none"> <input type="checkbox"/> Play outside or go for a walk - at least 20 minutes, twice a day <input type="checkbox"/> Have your child write their name 	<ul style="list-style-type: none"> <input type="checkbox"/> Play with your child <input type="checkbox"/> Read a book together <input type="checkbox"/> Play Simon Says - Example “Simon says touch your toes”